



GLOBAL365

Developer kit

Let's Do Things the Global365 Way!

Welcome to the **Global365 Developer Kit**—your centralized guide to implementing, extending, and maintaining our brand and digital experience across both web and product environments.

This kit has been thoughtfully crafted to support developers, engineers, and technical teams working on everything from front-end design and UX to backend systems and integration layers.

Interface Developers



Building front-end UI and ensuring seamless design-to-code execution.

System Architects



Designing backend logic, APIs, and scalable infrastructures powering our applications.

QA & Support Engineers



Ensuring product quality, stability, and a smooth user experience across platforms.

Whether you're building for our SaaS platform, internal systems, or external-facing web assets, this guide ensures consistency, performance, and alignment with our core brand principles: clean code, thoughtful design, and integrated systems.

What's Inside the Kit

Section	Description	Go to
Brand Tokens & System Foundations	The core building blocks of Global365's digital identity—logos, colors, typography, and system rules that define consistency across every interface.	04
Components & UI Patterns	Reusable front-end elements and coded design patterns for web and product interfaces, optimized for responsiveness and accessibility.	18
Coding Standards	Principles and rules followed throughout the development cycle, including expectations for code quality, commenting, security, and any preferred languages, frameworks, or tools.	42
API Standards & Integration	Guidelines for API design and usage (naming conventions, authentication flows, error handling) and best practices for working with third-party integrations.	00
Code Review Process & Security Engineering	How code reviews are conducted, who is responsible, what tools or checklists are used, and the secure development principles applied.	00
Change Control Mechanism	The process for requesting, approving, reviewing, testing, and deploying changes, including defined roles and rollback procedures.	00
QA & Testing	Testing procedures before release, types of tests performed, environments used (e.g., staging), and performance/stability validation methods.	00
Asset Management & Versioning	How shared resources (repositories, libraries, assets) are managed, the version control approach, and how changes are tracked across platforms.	00



Brand Tokens and System Foundations

The foundation of every Global365 application starts with consistent design tokens that translate brand principles into usable interfaces. These shared foundations ensure a predictable, cohesive design language across every platform.

Brand Logo

The Global365 logo is the cornerstone of our identity, combining our brand icon and brand name in a harmonious design. Proper usage ensures a strong, consistent visual presence.



Variations & Usage

To ensure flexibility across different mediums, we provide multiple logo variations:



Primary

The standard logo combines the brand icon and wordmark, designed for use on light backgrounds.



Inverted Primary

A reversed version of the primary logo, optimized for dark background while maintaining brand consistency.



Wordmark

A compact version that features only the brand name, ideal for minimalistic designs and space-constrained applications.



Monochrome

A single-color adaptation of the logo, designed for versatile use in black-and-white or high-contrast applications.

Do's & Don'ts

To maintain brand integrity, follow these best practices and avoid common mistakes.



Use the official
logo files



Maintain clear space
around the logo



Ensure the logo is
always legible



Keep the proportions
consistent



Don't modify the
logo's colors



Don't stretch, squish, or
distort the logo



Don't add shadows,
gradients, or other effects



Don't place logo on busy/
low-contrast backgrounds

Product Logos

Our brand identity extends beyond a single logo—it unites our flagship company with powerful financial tools. Each product has its own distinct logo while maintaining the Global365 visual language.



www.global365.com/accounting



www.global365.com/payroll



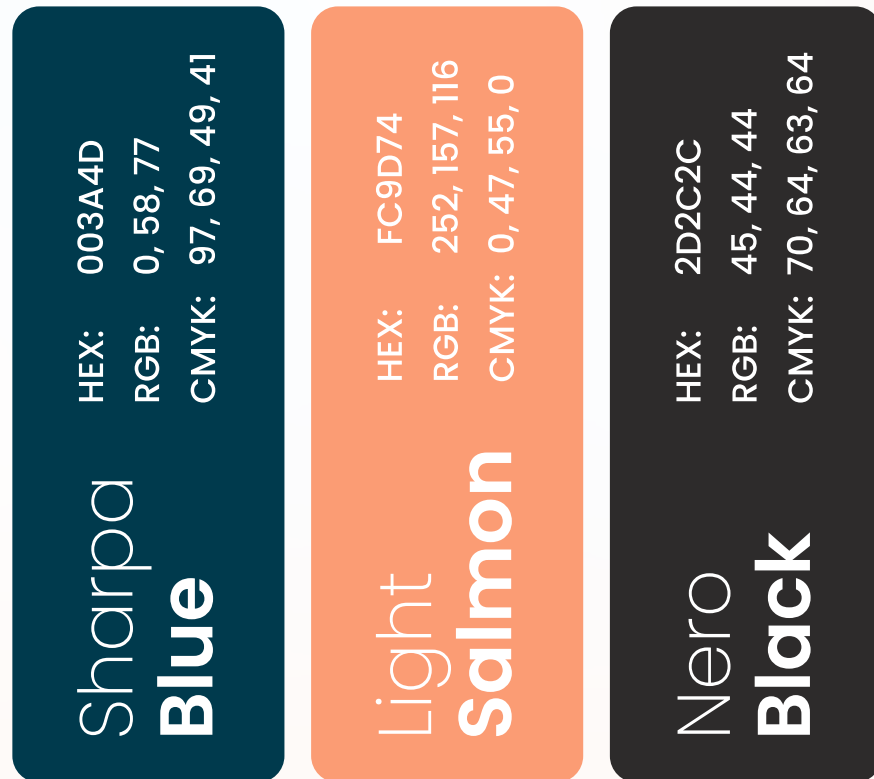
www.global365.com/payments



www.global365.com/accountant-partner-program

Color Palette

Color is a fundamental component of Global365's brand identity. At the heart of our visual system lies our Core Color Palette, which sets the tone for all brand expression.



Sharpa Blue - Primary Signature Color

A bold and confident tone, Sharpa Blue represents trust, depth, and trustworthiness. It is the anchor of our visual identity and appears prominently in our logo and key brand assets.

Light Salmon - Secondary Signature Color

Warm and approachable, Light Salmon complements Sharpa Blue to create a modern, balanced brand image. It reinforces our identity in a distinctive and memorable way.

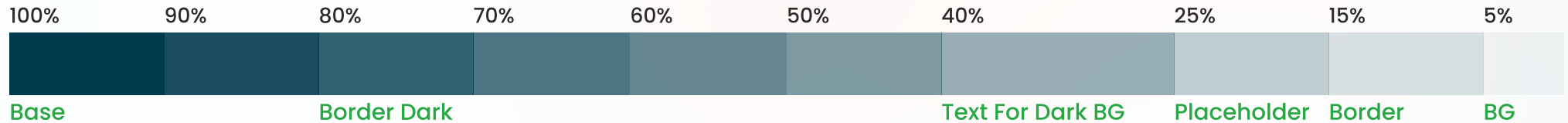
Nero Black - Supporting color

Nero Black is used as a tertiary color throughout brand communications. Its neutral tone provides contrast and supports the brand without overpowering the signature colors

These core colors form the foundation of our brand's personality and are distributed into three categories—Signature, Supporting, and Accent.

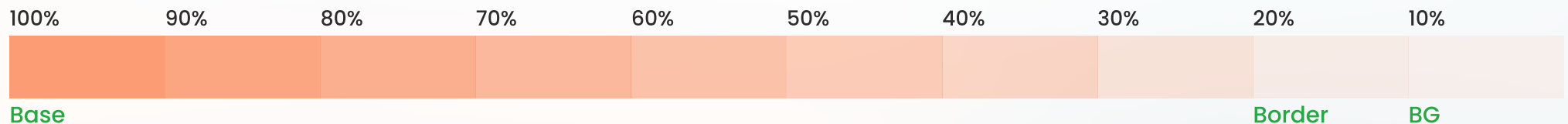
Signature Color

Our primary brand colors, found in the logo and key brand elements.



Use Color Codes

HEX: 003A4D	HEX: 336171	HEX: 99B0B8	HEX: BFCED2	HEX: D9E2E4	HEX: F2F5F6
RGB: 0 58 77	RGB: 51 97 113	RGB: 153 176 184	RGB: 191 206 210	RGB: 217 226 228	RGB: 242 245 246
CMYK: 97 69 49 41	CMYK: 83 52 43 18	CMYK: 41 22 23 0	CMYK: 25 12 14 0	CMYK: 14 6 7 0	CMYK: 4 1 2 0



Use Color Codes

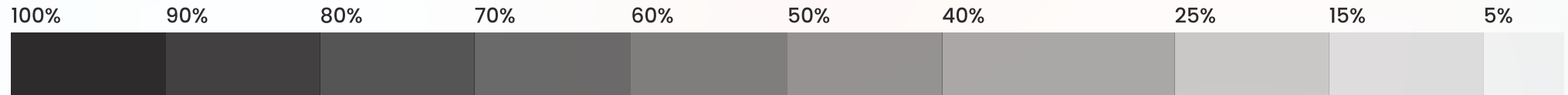
HEX: 003A4D	HEX: FEEBE3	HEX: FFF5F1
RGB: 252 157 116	RGB: 254 235 227	RGB: 255 245 241
CMYK: 0 47 55 0	CMYK: 0 8 8 0	CMYK: 0 4 3 0

Color Palette:  Sherpa Blue  Light Salmon

P-10

Supporting Color

Used for UI elements, backgrounds, and enhancing the brand's overall aesthetic.



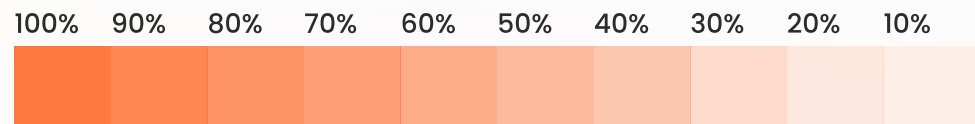
Base

Use Color Codes

HEX: 2D2C2C

RGB: 45 44 44

CMYK: 70 64 63 64



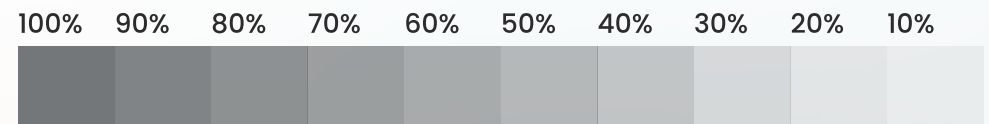
Base

Use Color Codes

HEX: FE7940

RGB: 254 121 64

CMYK: 0 66 79 0



Base

Use Color Codes

HEX: 747879

RGB: 116 120 121

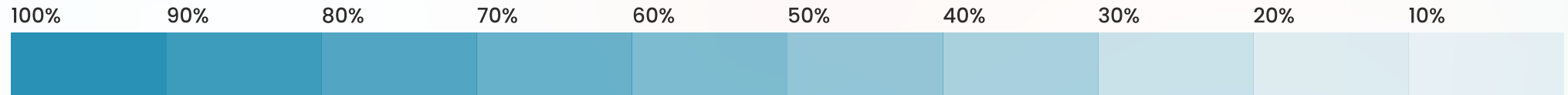
CMYK: 56 45 45 11

Color Palette:  Dark Salmon  Nero Black  Trout Grey

P-11

Accent Colors

Used sparingly for highlights, buttons, and call-to-action elements.



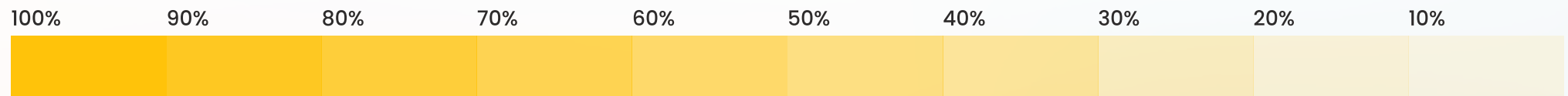
Base

Use Color Codes

HEX: 2892B5

RGB: 40 146 181

CMYK: 78 29 19 0



Base

Use Color Codes

HEX: FFC30B

RGB: 255 195 11

CMYK: 0 24 98 0

Color Palette:  Pelorous  Honey Gold

P-12

Color Usage

This is an amazing title

Lorem ipsum dolor sit amet, consectetur adipiscing elit. Fusce eleifend nunc sapien, sit amet fringilla velit sagittis sed. Quisque laoreet, elit id auctor sagittis, quam metus scelerisque risus.

Lorem ipsum dolor si t amet, consectetur adipiscing elit. Fusce eleifend nunc sapien, sit amet.

Lorem ipsum dolor sit amet, consectetur adipiscing elit. Fusce eleifend nunc sapien.

Lorem ipsum dolor sit amet, consectetur adipiscing elit. Fusce eleifend nunc sapien.

Lorem ipsum dolor sit amet, consectetur adipiscing elit. Fusce eleifend nunc sapien.

Primary Button

Secondary Button

Transparent Button

 For Title

 For Paragraph

 For Dark Paragraph

 For Dark Background

 For Paragraph Text on Dark Background

 For Light BG (Primary)

 For Border (Primary)

 For Light BG (Secondary)

 For Border (Secondary)

  Call to Action

 Border for Primary Background

 Placeholder Text

Typography

WEB / DIGITAL / PRINT MEDIA

Typography reflects our brand's tone—modern, clear, and professional. We use a structured type system to ensure clarity, hierarchy, and a seamless user experience across all platforms.

Primary Typeface

Our brand is anchored in a modern sans-serif typeface, chosen for its clarity, legibility, and contemporary feel.

hout without without
without without without
out without without
ithout without without

Primary Font

WEB / DIGITAL / PRINT MEDIA

Poppins is Global365's primary font family. Its geometric shapes and clean design make it highly legible across digital and print environments. It is versatile enough for headings, body copy, UI text, and functional elements, ensuring a unified visual language.

PoppinS

Family: Poppins

abcdefghijklmnopqrstuvwxyz

ABCDEFGHIJKLMNOPQRSTUVWXYZ

1234567890

!@#\$%^&*?><

Light 300 abcdefghijklmnopqrstuvwxyz

Regular 400 abcdefghijklmnopqrstuvwxyz

Medium 500 abcdefghijklmnopqrstuvwxyz

Semibold 600 abcdefghijklmnopqrstuvwxyz

Bold 700 abcdefghijklmnopqrstuvwxyz

Supporting Typeface & Font WEB / DIGITAL / PRINT MEDIA

Playfair Display is our supporting serif font family, adding a layer of sophistication that balances the simplicity of Poppins. It is applied selectively to highlight important content and create visual distinction for key brand elements.

Family: Playfair Display

Playfair
Display

abcdefghijklmnopqrstuvwxyz

ABCDEFGHIJKLMNOPQRSTUVWXYZ

1234567890

!@#\$%^&*?><

Regular 400 abcdefghijklmnopqrstuvwxyz

Regular 400 Italic *abcdefghijklmnopqrstuvwxyz*

Medium 500 abcdefghijklmnopqrstuvwxyz

Medium 500 Italic *abcdefghijklmnopqrstuvwxyz*

Semibold 600 abcdefghijklmnopqrstuvwxyz

Semibold 600 Italic *abcdefghijklmnopqrstuvwxyz*

Bold 700 abcdefghijklmnopqrstuvwxyz

Bold 700 Italic *abcdefghijklmnopqrstuvwxyz*

ExtraBold 800 abcdefghijklmnopqrstuvwxyz

ExtraBold 800 Italic *abcdefghijklmnopqrstuvwxyz*

Primary Font

APPLICATION

Montserrat description

Montserrat

Family: Montserrat

abcdefghijklmnopqrstuvwxyz

ABCDEFGHIJKLMNOPQRSTUVWXYZ

1234567890

!@#\$%^&*?><

Light 300

abcdefghijklmnopqrstuvwxyz

Regular 400

abcdefghijklmnopqrstuvwxyz

Medium 500

abcdefghijklmnopqrstuvwxyz

Semibold 600

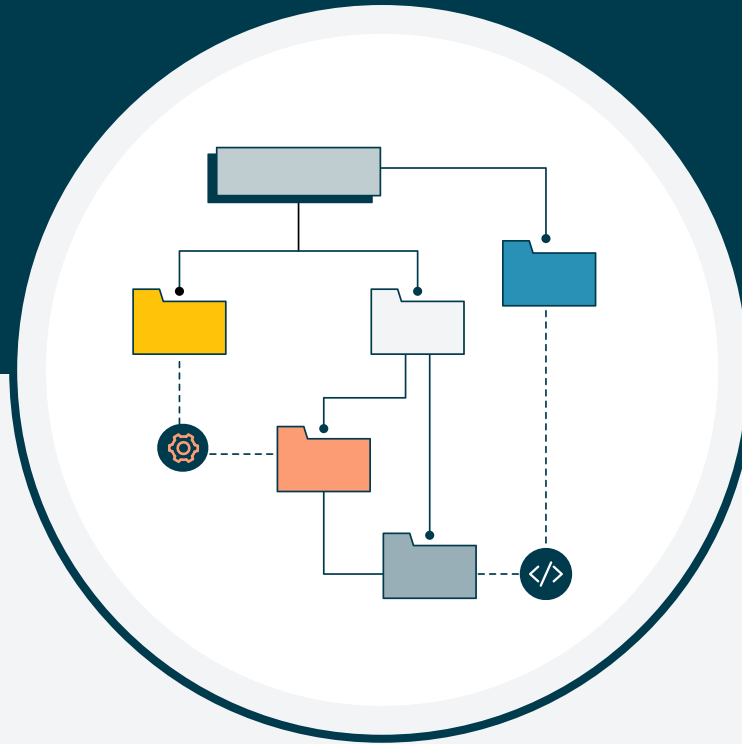
abcdefghijklmnopqrstuvwxyz

Bold 700

abcdefghijklmnopqrstuvwxyz

ExtraBold 800

abcdefghijklmnopqrstuvwxyz




Components & UI Patterns

While Brand Tokens & System Foundations establish the rules, Components & Patterns show their real-world application. This section provides reusable UI elements, interaction guidelines, and layout patterns that ensure every product and platform feels cohesive, accessible, and unmistakably Global365.

What are Components & Patterns?

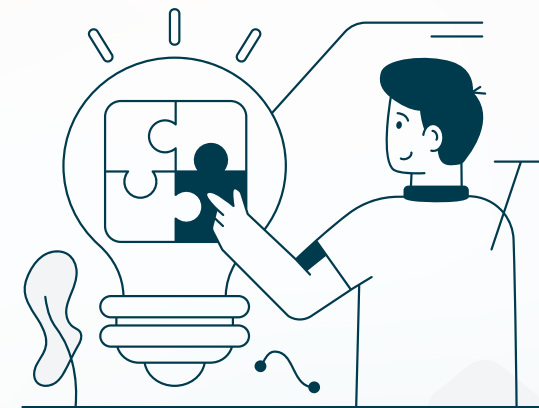
Components are the reusable UI elements, while patterns combine them into structured solutions that create a consistent and seamless user experience.

Components



The basic building blocks or reusable elements of the design system interface.

Pattern



Structured combinations of components that address common interface needs.

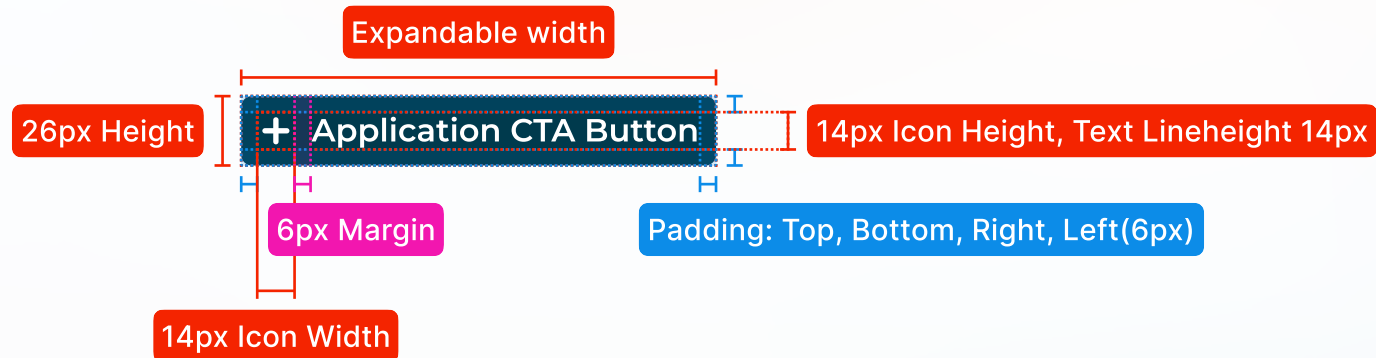
Together, components and patterns form the foundation of building intuitive, reliable, and cohesive Digital experiences.

Buttons Measurements

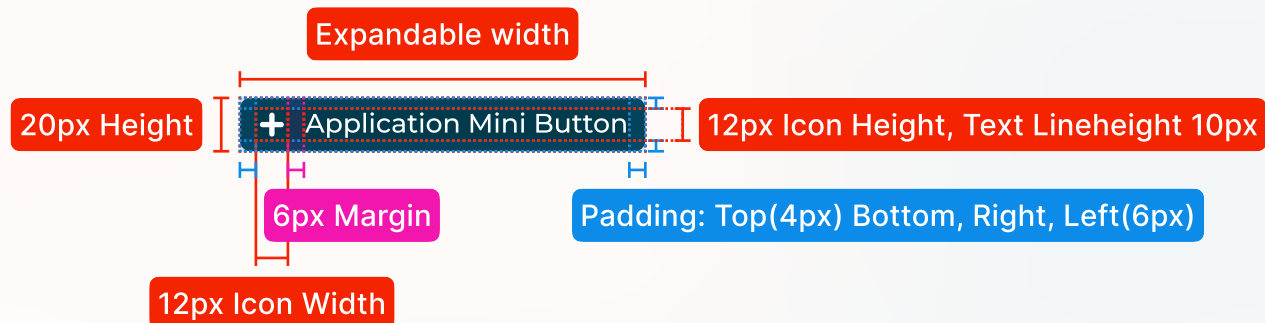
APPLICATION

This slide specifies the mandatory design and code measurements for our Application CTA Button and Application Mini Button. Following these precise rules is essential for a consistent, scalable, and high-quality user experience.

Font	Font Size	Line Height	Border Radius
Montserrat/SemiBold 600	12px	14px	4px



Font	Font Size	Line Height	Border Radius
Montserrat/Medium 500	10px	10px	4px

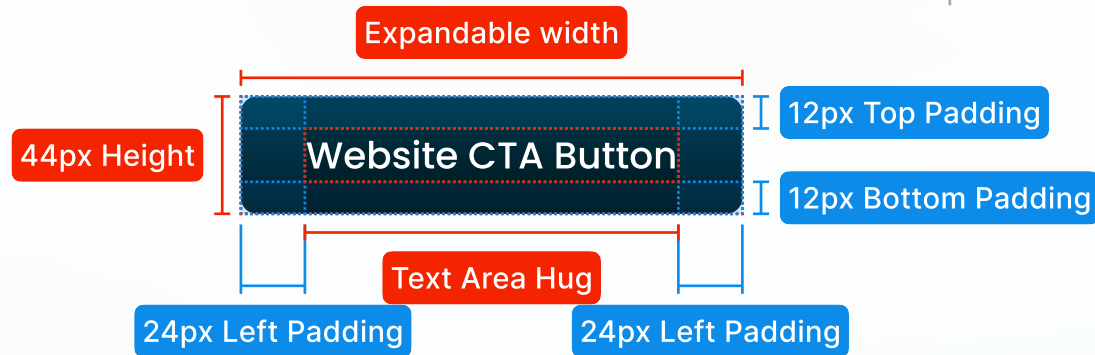


Buttons Measurements

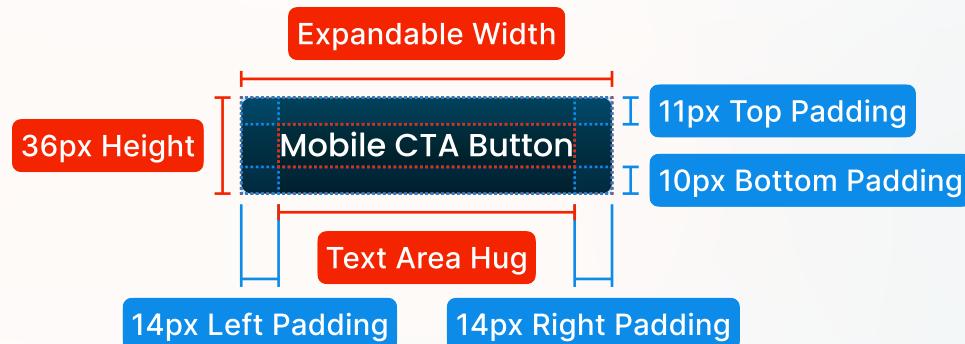
WEBSITE

This slide specifies the mandatory design and code measurements for our Website CTA Button and Mobile Button. Following these precise rules is essential for a consistent, scalable, and high-quality user experience.

Font	Font Size	Line Height	Border Radius
Poppins/Medium 500	14px	20px	6px



Font	Font Size	Line Height	Border Radius
Poppins/Medium 500	12px	16px	4px



Buttons Usage Components

This page specifies the correct usage and hierarchy for buttons, detailing the Normal, Hover, Disable, and Focus states. These guidelines cover Application and Website variants to ensure a consistent user experience.

Application - Primary

	Default	Hover	Disable	Focus	drop-button
Normal					
Small					

Application - Secondary

	Default	Hover	Disable	Focus
Normal				
Small				

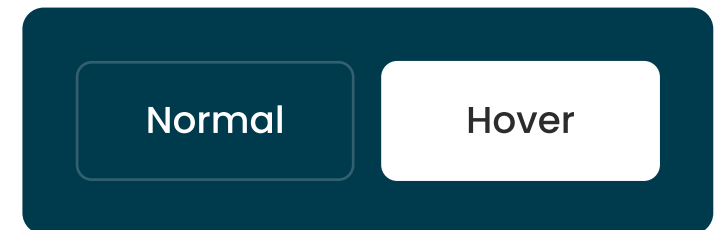
Website - Primary



Website - Secondary



Website - Transparent for Primary BG

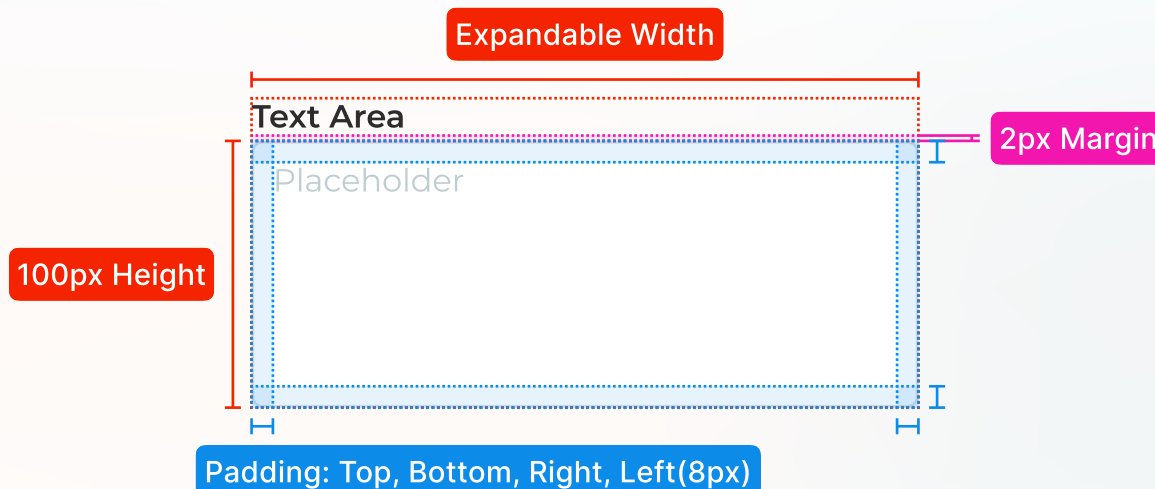
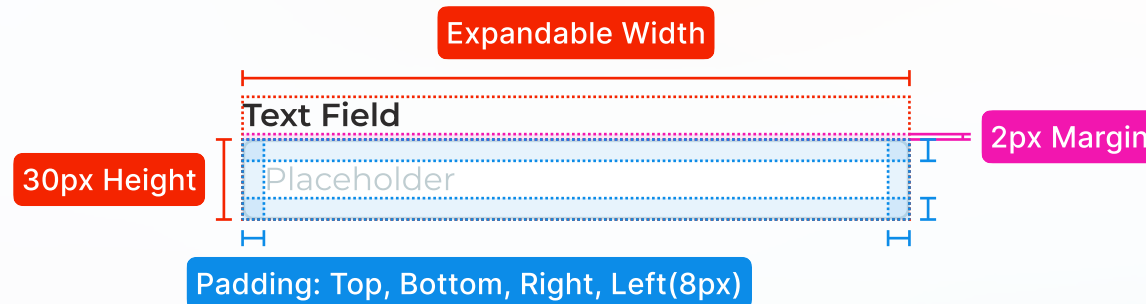


Input Field Parameters

APPLICATION

This page specifies mandatory design parameters for all text fields and text areas (height, padding, and font specs). Adherence ensures crucial consistency and scalability for all application forms.

Font	Font Size	Line Height	Border Radius
Label: Montserrat/Regular 400 Placeholder: Montserrat/SemiBold 600	12px	14px	4px



Inputs Usage Components

APPLICATION

This page details the necessary types and states for all Global365 input fields. These guidelines are crucial for consistent form structure and application communication.

Input Type

Label

Dropdown

Password

Text area

0/100

Input States

Normal

Hover

Focus

Disable

Warning Error

 Warning

Error

 Error

Input with icon

Left icon

Right icon



Inputs Usage Components

APPLICATION

This slide details the mandatory states for file uploads. These guidelines ensure consistent feedback and proper handling of attachments across the application interface.

Input Type File

Attachments



Drag & Drop Documents

Only JPG, JPEG, PNG, GIF and PDF files with max file size of 15MB

Input Type File Loading

Attachments



Drag & Drop Documents

Only JPG, JPEG, PNG, GIF and PDF files with max file size of 15MB

Uploading

Input Type File Loaded

Attachments



Drag & Drop Documents

Only JPG, JPEG, PNG, GIF and PDF files with max file size of 15MB

File123.pdf 2.9MB 

File123.pdf 2.9MB 

Input Type File Error

Attachments



Drag & Drop Documents

Only JPG, JPEG, PNG, GIF and PDF files with max file size of 15MB

File123.pdf 2.9MB 

File123.pdf 2.9MB 

File is not supported

Dropdown Values

APPLICATION

This page specifies the required usage and states (e.g., Disabled, Expanded) for all Global365 dropdowns. Adherence is essential for consistent selection and filtering interactions.

Enable

Dropdown

Placeholder



Selected

Dropdown

Placeholder



Disabled

Dropdown

Placeholder



Expanded

Label

Label

Label

Label

Label

+ Add New

Multiselect-Hover

Label

Label

Label

Label

Label

List Search-inactive

List value

List Value

List value

List value

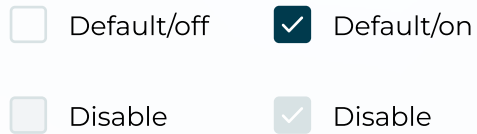
List value

Inputs & Forms Components

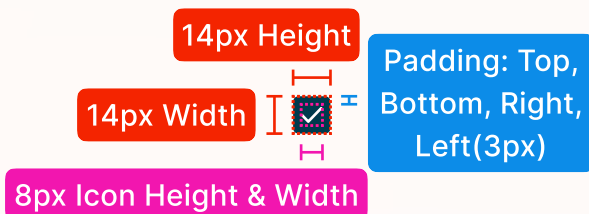
APPLICATION

This page defines mandatory parameters for Checkboxes, Radio Buttons, and Toggles. Adherence is essential for consistent selection controls across the application.

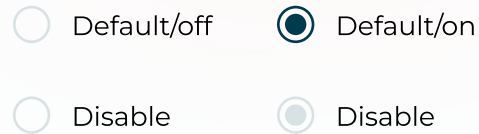
Checkboxes



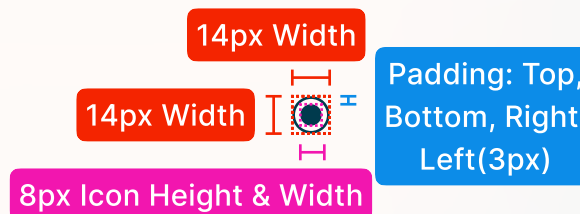
Parameters



Radio Button



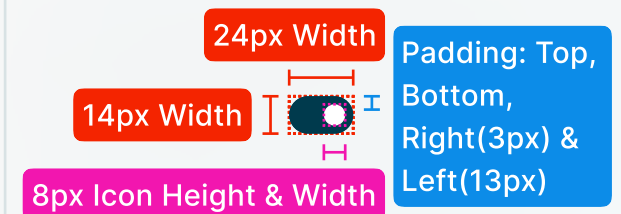
Parameters



Toggle



Parameters

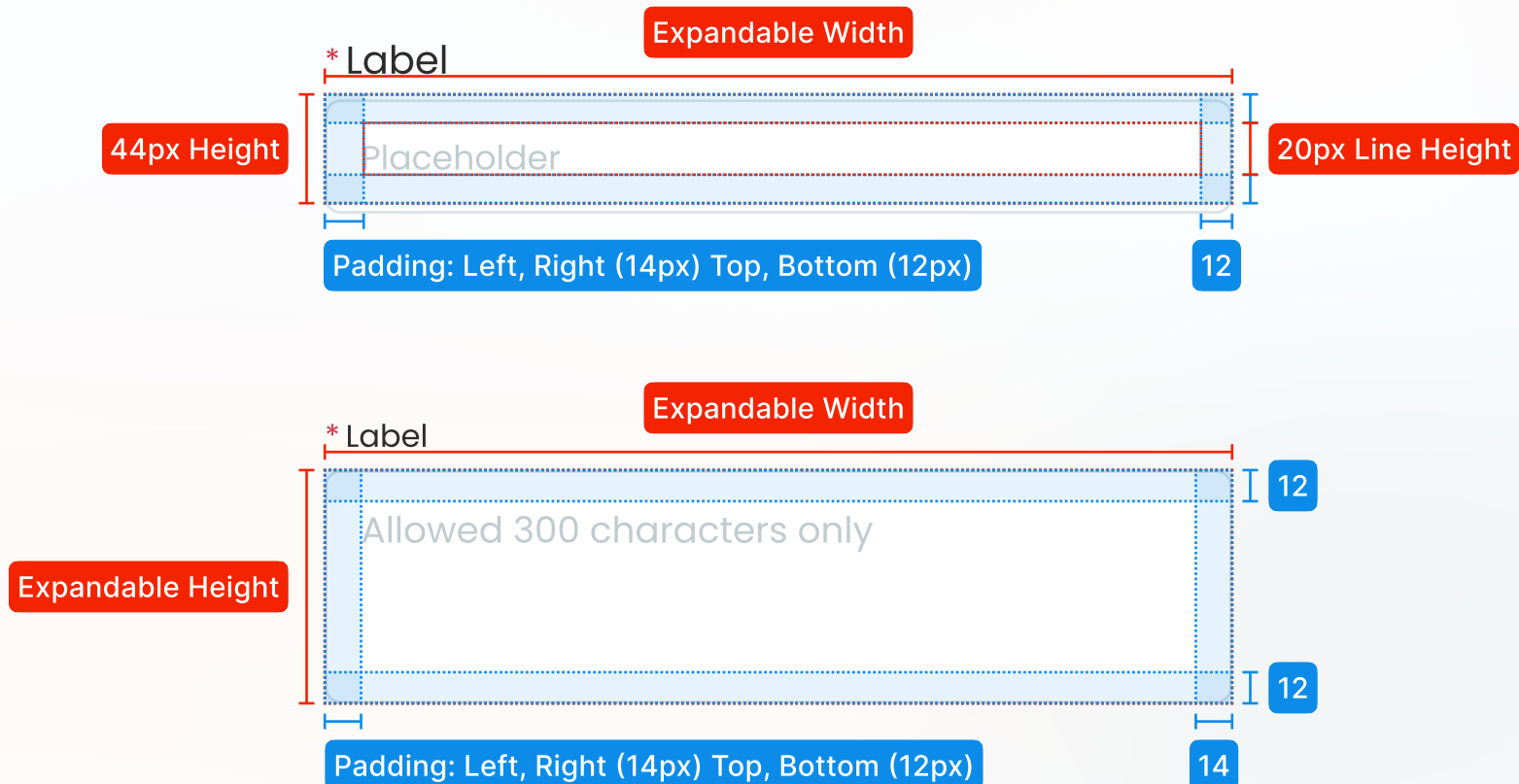


Input Field Parameters

WEBSITE

This page specifies mandatory design parameters for all text fields and text areas (height, padding, and font specs). Adherence ensures crucial consistency and scalability for all application forms.

Font	Font Size	Line Height	Border Radius
Label: Montserrat/Regular 400 Placeholder: Montserrat/SemiBold 600	13px	20px	6px



Inputs Usage Components

WEBSITE

This page details the necessary types and states for all Global365 input fields. These guidelines are crucial for consistent form structure and application communication.

Input Type

* Label

Placeholder

* Drop down

Select



* Password

Text area

Allowed 300 characters only

Input States

Normal

Placeholder

Hover

Placeholder

Focus

|

Disable

Placeholder

Input with icon

Date

MM/DD/YYYY



Inputs & Forms Components

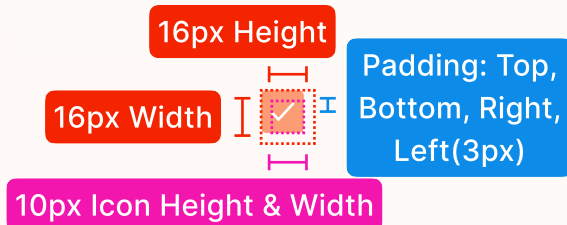
WEBSITE

This page defines mandatory parameters for Checkboxes, Radio Buttons, and Toggles. Adherence is essential for consistent selection controls across the Website.

Checkboxes



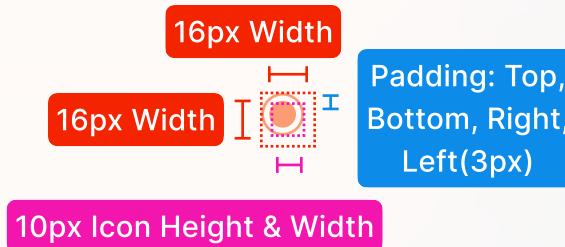
Parameters



Radio Button



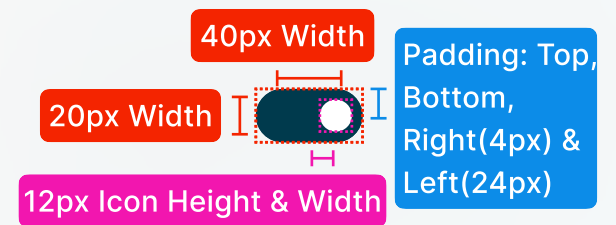
Parameters



Toggle



Parameters

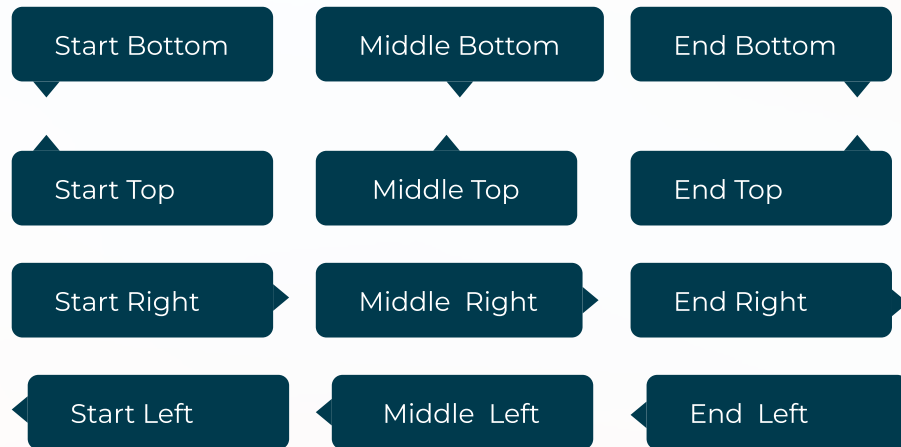


Alerts, Badges & Tooltip

APPLICATION

This slide specifies the usage for Alerts, Badges, and Tooltips. These are essential for providing consistent feedback and contextual information across the application.

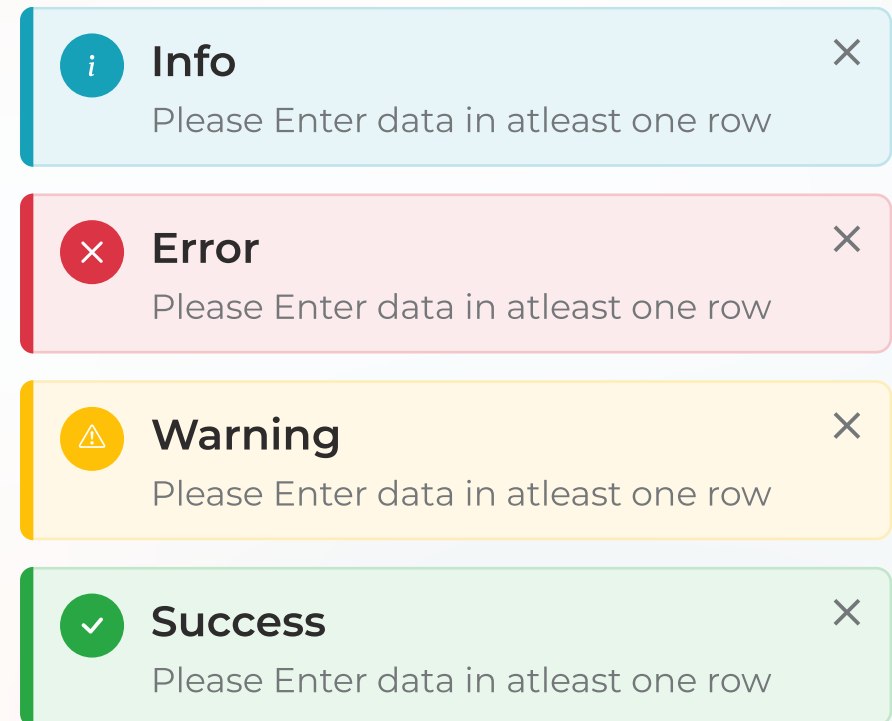
Tooltip



Badges



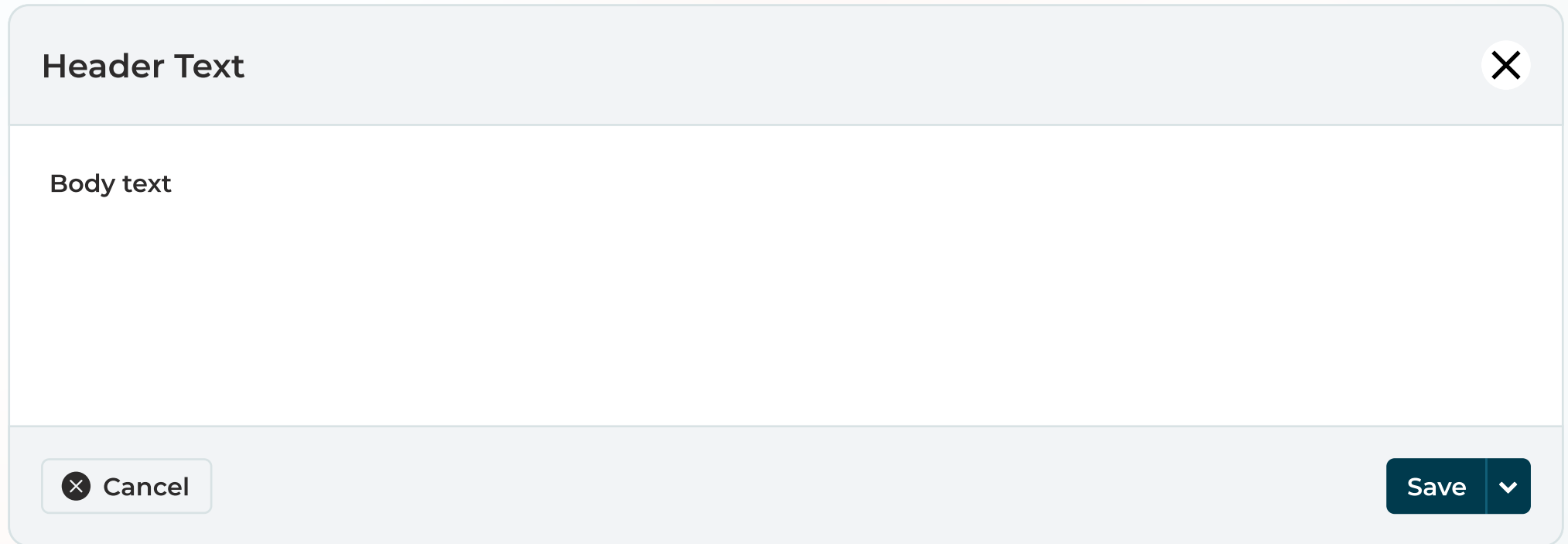
Notifications



Modals

APPLICATION

This page specifies the structure and mandatory size parameters for Modals (or Dialogs). It defines four standard sizes for consistent containment and user flow.



Small Card

Width: 450px

Border-radius:10px

Medium Card

Width: 750px

Border-radius:10px

Large Card

Width: 850px

Border-radius:10px

Extra Large Card

Width: 950px

Border-radius:10px

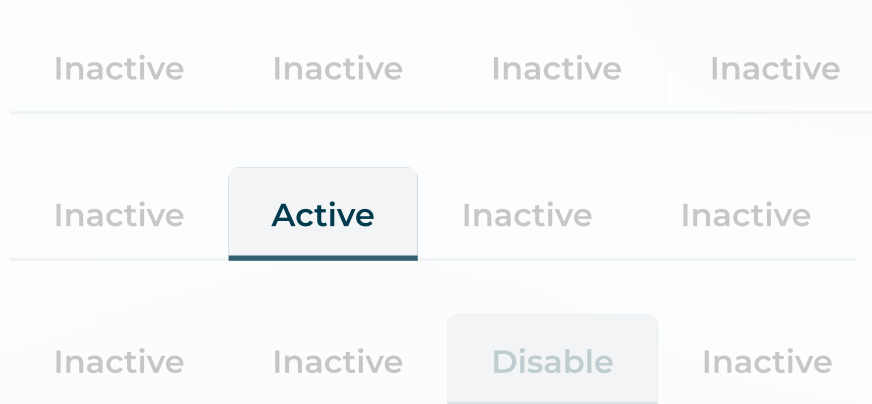
UI Components

Tabs, Card & Steppers

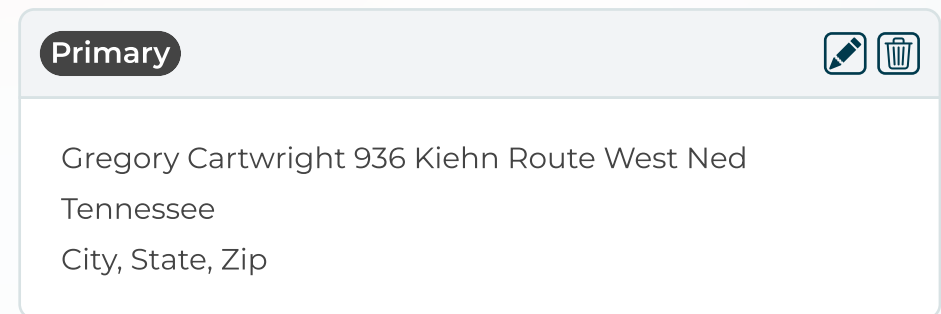
APPLICATION

This slide specifies the usage and states for Tabs, Cards, and Steppers. Adherence ensures consistent navigation, data organization, and user flow.

Tab Design



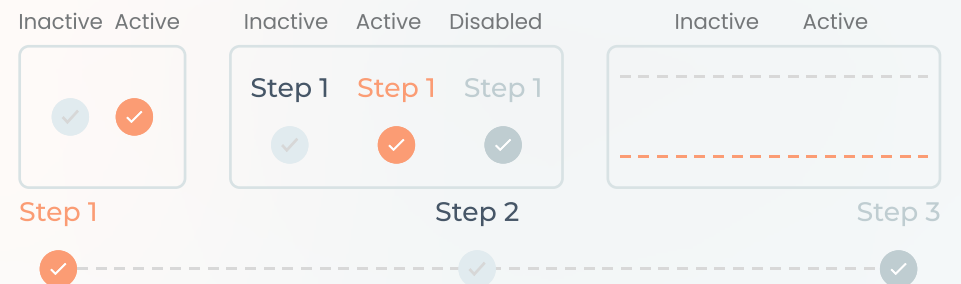
Card



Tab use in primary background/ Titlebar



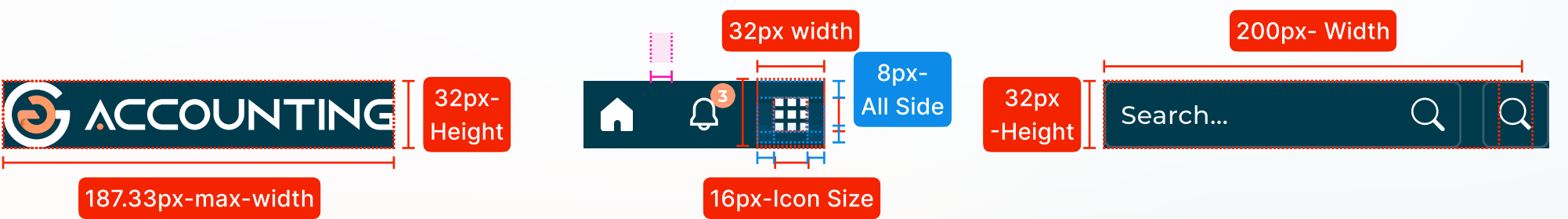
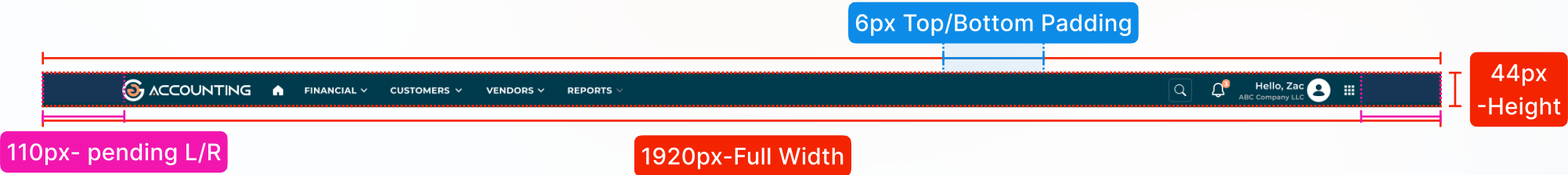
Steppers



Navbar Parameters

APPLICATION

This slide defines the mandatory size and spacing parameters for the main Application Navbar. These parameters ensure a consistent structural UI across all application screens.



Navbar Submenu

APPLICATION

This page sets the design and states for the Navbar Submenu component. Following this pattern ensures consistent and intuitive application navigation.

FINANCIAL ▾

CUSTOMERS ▾

VENDORS ▾

REPORTS ▾


FINANCIAL ▾

CUSTOMERS ▾

VENDORS ▲

REPORTS ▾

 Dashboard

Bills 

Pay Bills

Vendor Credits 

Recurring Transactions 

Navbar Megamenu Components

APPLICATION

This page specifies the design and usage for the complex Navbar Megamenu. Adherence is crucial for consistent organization of complex application navigation.

FINANCIAL ▾

CUSTOMERS ▾

VENDORS ▾

REPORTS ▾

FINANCIAL ▾

CUSTOMERS ▾

VENDORS ▾

REPORTS ▲

🏠 Financial

📁 Customers (A/R)

📊 Accountant

Profit & Loss

Account Receivable Detail

Chart of Accounts

Balance Sheet

Account Receivable Summary

Trial Balance

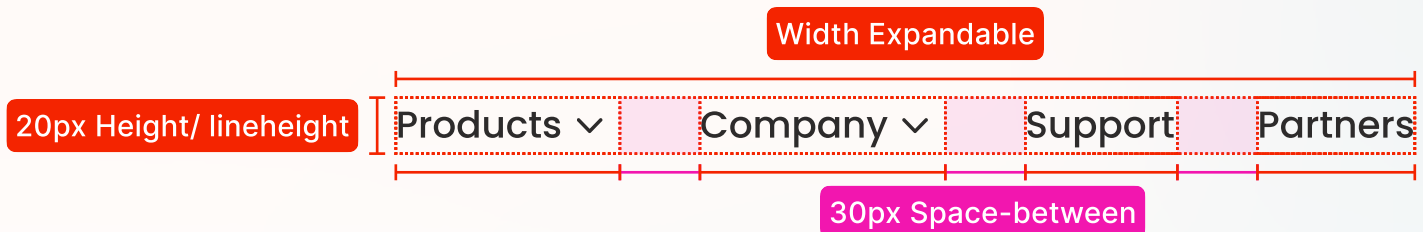

Transaction
History

Website Components

WEBSITE

This slide defines the mandatory size and spacing parameters for the main Website Navbar. It details measurements for the overall bar, branding, and buttons to ensure a consistent corporate UI.

Desktop

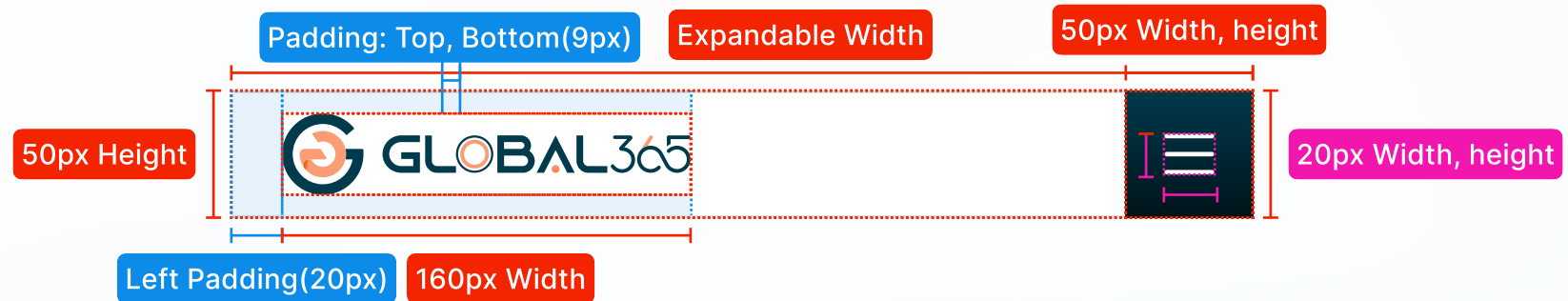


Navbar Components

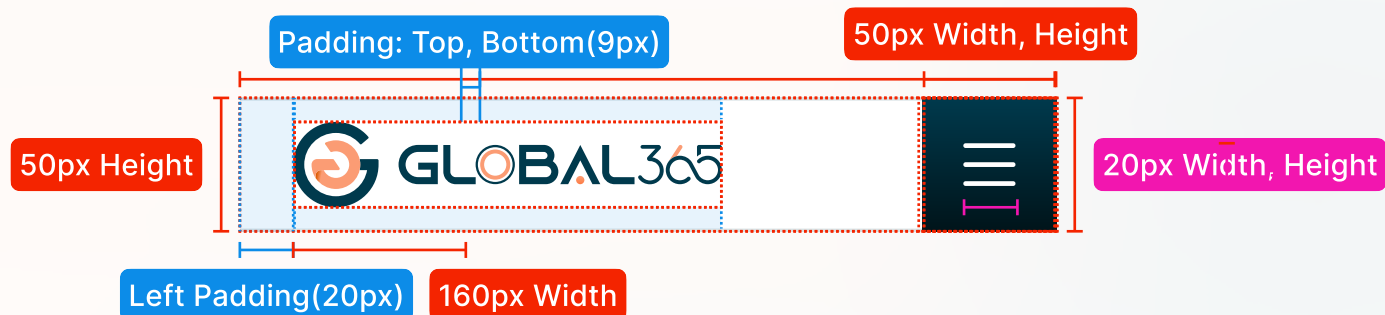
WEBSITE

This slide specifies the mandatory size and spacing for the Website Navbar on Tablet and Mobile devices. These parameters ensure a consistent, responsive structural UI across all screen sizes.

Tablet



Mobile



Headings & Titles

WEBSITE

Global365 differentiates its heading styles between company pages and product pages for a distinct yet cohesive identity.

Company Pages Headings

Simple, clean, and professional heading style is used for all company specific pages.

Font	Font Size	Line Height
Poppins / Regular 400	40px	50px

“Typography Transforms the Way We See Words”

Product Pages Headings

A more creative and dynamic heading style is used to add personality to product-specific pages.

Font	Font Size	Line Height
Poppins / Regular 400 Playfair Display / Bold 700 Italic	40px	50px

“Typography Transforms the Way We See Words”

Product Pages Primary BG Headings

A more creative and dynamic heading style is used to add personality to product-specific pages.

Font	Font Size	Line Height
Poppins / Bold 700 , Playfair Display / Bold 700 Italic	40px	50px

“Typography Transforms the Way We See Words”

Typography Styles & Specifications

WEBSITE DESKTOP VIEW

To maintain clarity and consistency, our typography follows a structured hierarchy. Below is a breakdown of text styles and weights used across our brand ecosystem.

Font	Font Size	Line Height
------	-----------	-------------

Poppins/Regular 400

40px

50px

Heading 1

Font	Font Size	Line Height
------	-----------	-------------

Poppins/Medium 500

30px

40px

Heading 2

Font	Font Size	Line Height
------	-----------	-------------

Poppins/SemiBold 600

22px

30px

Heading 3

Font	Font Size	Line Height
------	-----------	-------------

Poppins/SemiBold 600

20px

30px

Heading 4

Font	Font Size	Line Height
------	-----------	-------------

Poppins/Regular 400

18px

28px

Paragraph: the quick brown fox jumps over the lazy dog.

Font	Font Size	Line Height
------	-----------	-------------

Poppins/Regular 400

15px

22px

Paragraph Small: the quick brown fox jumps over the lazy dog.

Typography Styles & Specifications

WEBSITE TABLET VIEW

To maintain clarity and consistency, our typography follows a structured hierarchy. Below is a breakdown of text styles and weights used across our brand ecosystem.

Font	Font Size	Line Height
------	-----------	-------------

Poppins/Regular 400	30px	40px
---------------------	------	------

Heading 1

Font	Font Size	Line Height
------	-----------	-------------

Poppins/Medium 500	24px	32px
--------------------	------	------

Heading 2

Font	Font Size	Line Height
------	-----------	-------------

Poppins/SemiBold 600	20px	30px
----------------------	------	------

Heading 3

Font	Font Size	Line Height
------	-----------	-------------

Poppins/SemiBold 600	18px	22px
----------------------	------	------

Heading 4

Font	Font Size	Line Height
------	-----------	-------------

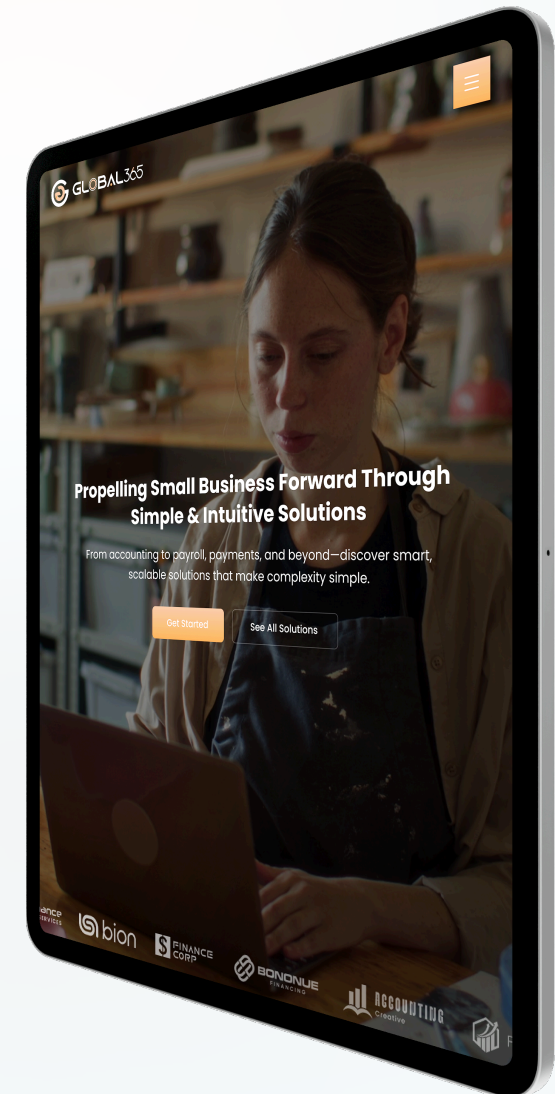
Poppins/Regular 400	16px	24px
---------------------	------	------

Paragraph: the quick brown fox jumps over the lazy dog.

Font	Font Size	Line Height
------	-----------	-------------

Poppins/Regular 400	13px	20px
---------------------	------	------

Paragraph Small: the quick brown fox jumps over the lazy dog.



Typography Styles & Specifications

WEBSITE MOBILE VIEW

To maintain clarity and consistency, our typography follows a structured hierarchy. Below is a breakdown of text styles and weights used across our brand ecosystem.

Font	Font Size	Line Height
Poppins/SemiBold 600	22px	30px
Heading 1		

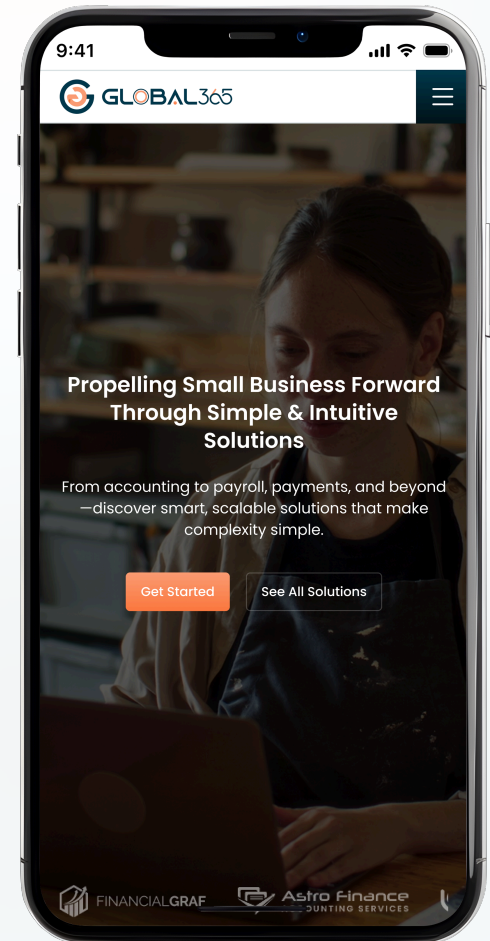
Font	Font Size	Line Height
Poppins/Medium 500	20px	28px
Heading 2		

Font	Font Size	Line Height
Poppins/Medium 500	17px	26px
Heading 3		

Font	Font Size	Line Height
Poppins/Medium 500	16px	24px
Heading 4		

Font	Font Size	Line Height
Poppins/Regular 400	15px	22px
Paragraph: the quick brown fox jumps over the lazy dog.		

Font	Font Size	Line Height
Poppins/Regular 400	12px	16px
Paragraph Small: the quick brown fox jumps over the lazy dog.		



Typography Styles & Specifications

APPLICATION

To maintain clarity and consistency, our typography follows a structured hierarchy. Below is a breakdown of text styles and weights used across our brand ecosystem.

Font	Font Size	Line Height
Montserrat/SemiBold 600	32px	50px

Heading 1

Font	Font Size	Line Height
Montserrat/SemiBold 600	24px	29px

Heading 2

Font	Font Size	Line Height
Montserrat/SemiBold 600	20px	24px

Heading 3

Font	Font Size	Line Height
Montserrat/SemiBold 600	16px	19.5px

Heading 4

Font	Font Size	Line Height
Montserrat/Regular 400	13px	15.8px

Paragraph: the quick brown fox jumps over the lazy dog.

Font	Font Size	Line Height
Montserrat/Regular 400	12px	14.6px

Paragraph Small: the quick brown fox jumps over the lazy dog.



Thank
you

For reviewing the comprehensive Global365 Brand Guidelines. Together, we ensure consistency and clarity across every touchpoint.

www.global365.com

[LinkedIn](#) [Instagram](#) [Facebook](#)